

# 4 Digital Preset Scale Counter

SESTOS™

## MANUAL

Model: C2S

### ■ Features

- DIN(48X48mm) Digital counter
- Range 1 - 9999 with UP/DOWN mode, Max.5kpcs
- Preset scale range:0.001-9.999, preset scale count function
- MCU for digital control, High accuracy and reliability
- EEPROM store data for 10 years
- NPN and PNP input switchable
- 0.39" height LED, prevent dazzle, highly visible display
- Tact switch for up or down set value, easily operate
- Key lock function, prevent mistake operation
- Switching power supply and low consumption



※Thank you very much for selecting SESTOS products, Please read and understand this MANUAL before using this unit.

### ■ Safety Precautions

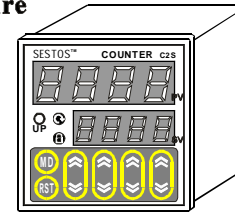
- ⚠ This product must be mounted on the panel, avoid electric shock.
- ⚠ When the power is turned on, is not connecting the terminal, avoid electric shock.

- Ensure the product within the specification.
- Never disassemble, repair or modify the product, if needed please contact agent or us
- Do not use the product in locations subject to gases, dust, vibration, corrosive direct sunlight, water and oil, strong EMI

### ■ Specification

- Power and input: The power supply and input circuit are isolated.
- Voltage(Ordering): AC 100-240V ±10% 50/60Hz ≤5VA  
AC/DC 12-24V ±10% ≤4VA
- Character : PV: 4 digital 9.9mm height, high light red LED  
SV: 4 digital 8.0mm height, high light green LED
- Contact output(C2S-R): AC 250V 3A(Resistive load) NO/NC
- SSR output(C2S-V): DC12V(Max.40mA)
- Life expectancy: Mechanical: 10,000,000 operations min.  
Electrical: 100,000 operations min.
- Max.counting speed: 5kpcs(Rate 1:1), ≤100Hz set L, ≥100Hz-5KHz set H
- Preset scale range: 0.001-9.999
- Data backup: 10 years,Data can be store or not by setting
- Control signals: ≥5ms (Reset, Gate)
- Control/Input type: Contact/No-voltage input(NPN)/Voltage input(PNP)
- Input level: High(logic) 4.5 to 30 VDC  
Low(logic) 0 to 2.0 VDC
- External power: DC 12V/50mA(Max.) for sensor use only.
- Start timing: ≥100ms
- Reset method: Power on/External/Manual
- Cutout size: 45X45 mm
- Mounting Method: Flush mounting and screw terminals
- Weight: Approx. 120g
- Ambient temperature: Operating: -10~55°C (with no icing or condensation)  
Storage: -25~65°C (with no icing or condensation)
- Ambient humidity: 35~85% RH

### ■ Nomenclature



MD :Mode  
RST :Reset  
≡ :Up  
≡ :Down  
PV :Present Value  
SV :Set Value

Indicator:  
UP: Output  
⊙ : Light--Reset; Blink--Pause  
⊙ : Key Lock

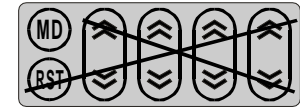
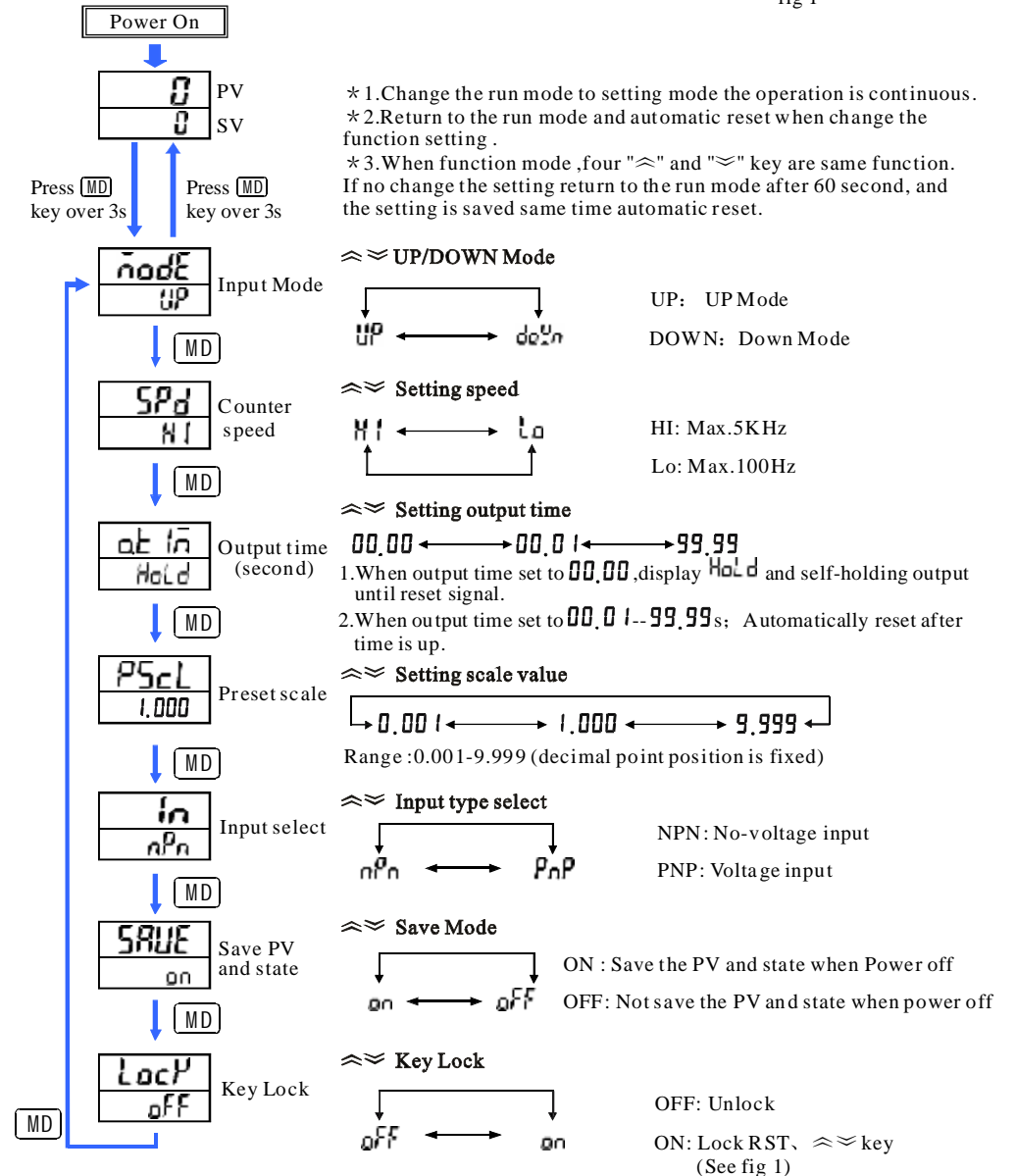
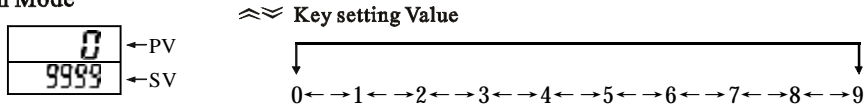


fig 1

### ■ Setting



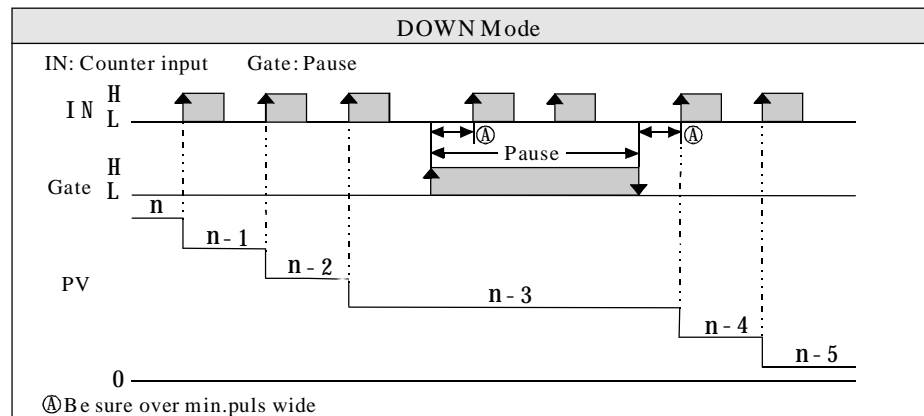
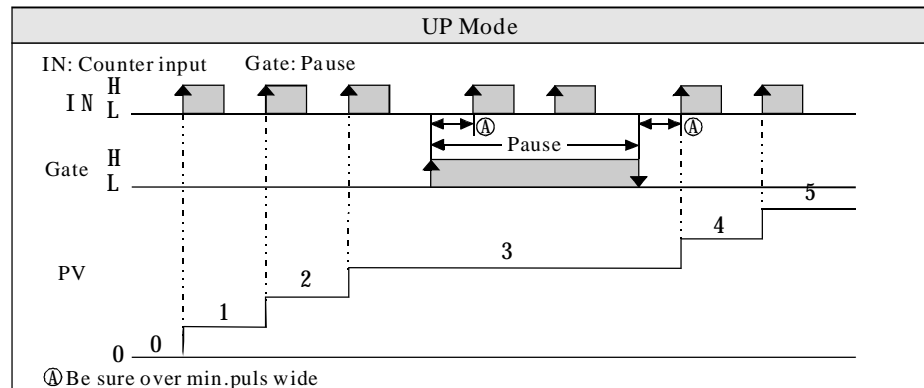
## Run Mode



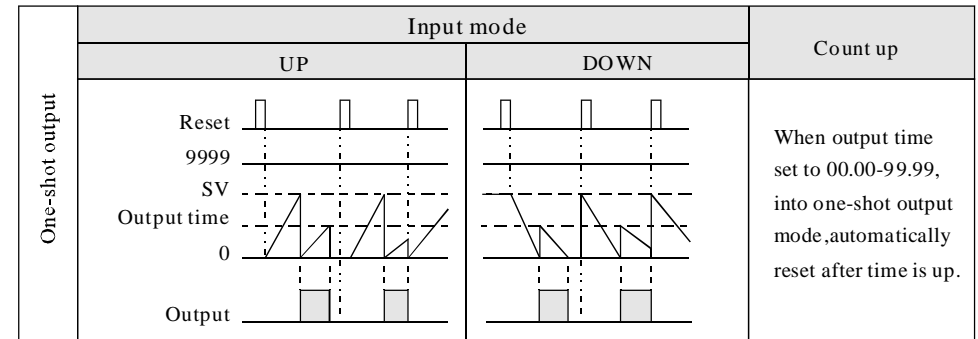
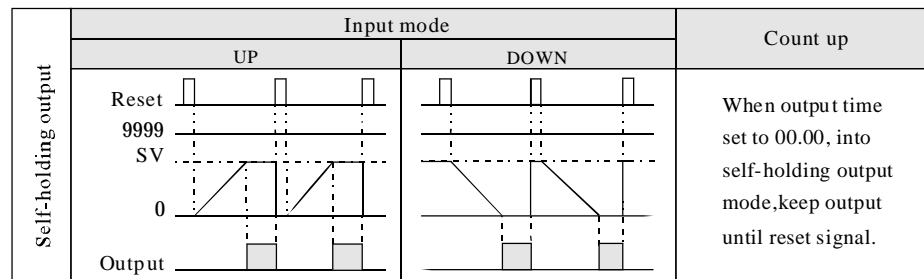
When press  $\Leftarrow$  or  $\Rightarrow$  key, the blink in SV. Press or push the  $\Leftarrow$  or  $\Rightarrow$  key for value setting.  
After, push  $\text{[MD]}$  return to run mode. If no change, return to the run mode after 30 second, and the setting is saved same time automatic reset.

## Operation Charts

### Input and count charts

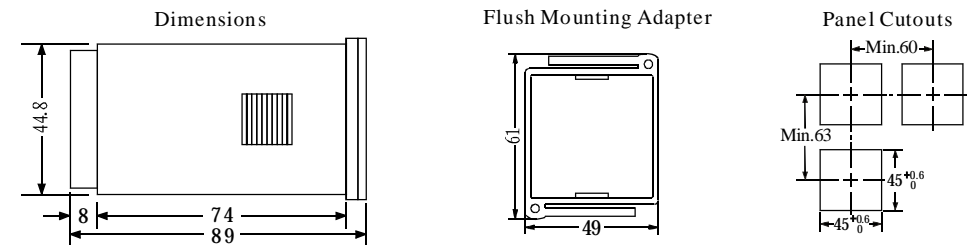


### Input and output charts



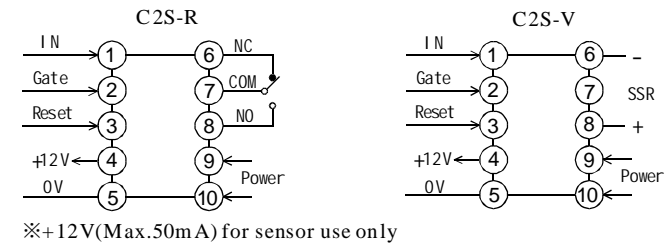
**Remark:** 1.PV=PScl X Input pulse  
2.If SV=0, as a total counter be used.

## Dimensions with Flush Mounting Adapter



※All units are in millimeters unless otherwise indicated.  
※Flush mounting adapter: YX-Y1 (Provided)

## Terminal Arrangement



## Precautions

- Separate the input signal cables from the power line.
- Short connecting wire from the sensor to the product is the best, if not please using shield cable.
- Use and store the product within the ratings specified for temperature and humidity
- The period of power off to on must be over 1 s, Suggestion use terminal for reset

※Specifications and design subject to modifications without notice

**SESTOS (H.K.) ELECTRONICS CO.**

<http://www.sestos-hk.com>

E-mail: [sestos@sestos-hk.com](mailto:sestos@sestos-hk.com)

MN-C2S-EN